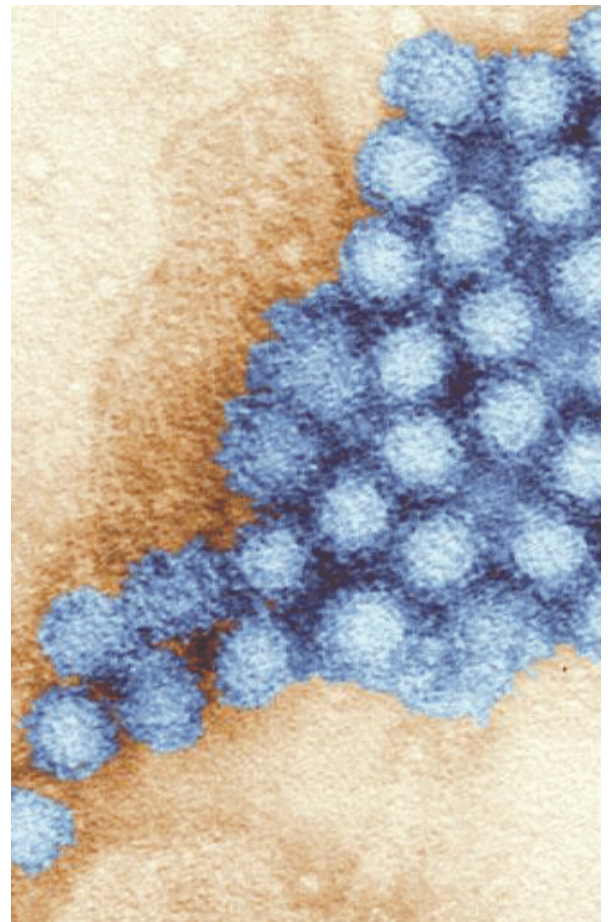


Norovirus Toolkit

A set of resources for staff in care homes



Introduction

Norovirus, also called 'winter vomiting disease' because it usually occurs during the winter months, is the most frequent cause of infectious gastroenteritis in England and Wales and affects 600,000 to one million people in the United Kingdom every year.

Cases usually start to appear during the autumn, peaking during January. The symptoms usually last from 12 to 60 hours and will start with the sudden onset of nausea followed by projectile vomiting and diarrhoea.

This toolkit has been developed to help you prevent and control future outbreaks of Norovirus in your care home. The toolkit has been put together so that you can lift out the sections you need, when you need them.

Contents

Page 3	Norovirus – frequently asked questions General information for visitors
Page 5	Norovirus guidance for care homes Questions and answers for staff
Page 7	Action to be taken during an increase of diarrhoea and/or vomiting in a care home
Page 9	Wet, Soap, Wash, Rinse and Dry A poster to place in your toilets and washing areas
Page 10	Contact Information For your local health protection unit
Page 12	Appendix 1 Checklist of actions to be taken in a single case of diarrhoea and vomiting
Page 13	Appendix 2 Checklist of actions to be taken in two or more cases of diarrhoea and vomiting
Page 14	Appendix 3 Outbreak record: resident details

Norovirus - frequently asked questions

What are noroviruses?

Noroviruses are a group of viruses that are the most common cause of gastroenteritis (stomach bugs) in England and Wales. In the past, noroviruses have also been called 'winter vomiting viruses', 'small round structured viruses' or 'Norwalk-like viruses'.

How does norovirus spread?

The virus is easily transmitted from one person to another. It can be transmitted by contact with an infected person; by consuming contaminated food or water or by contact with contaminated surfaces or objects.

What are the symptoms?

The symptoms of norovirus infection will begin around 12 to 48 hours after becoming infected. The illness is self-limiting and the symptoms will last for 12 to 60 hours. They will start with the sudden onset of nausea followed by projectile vomiting and watery diarrhoea. Some people may have a raised temperature, headaches and aching limbs. Most people make a full recovery within 1-2 days, however some people (usually the very young or elderly) may become very dehydrated and require hospital treatment.

Why does norovirus often cause outbreaks?

Norovirus often causes outbreaks because it is easily spread from one person to another and the virus is able to survive in the environment for many days. Because there are many different strains of Norovirus, and immunity is short-lived, outbreaks tend to affect more than 50% of susceptible people. Outbreaks usually tend to affect people who are in semi-closed environments such as hospitals, nursing homes, schools and on cruise ships.

How can these outbreaks be stopped?

Outbreaks can be difficult to control and long-lasting because norovirus is easily transmitted from one person to another and the virus can survive in the environment. The most effective way to respond to an outbreak is to disinfect contaminated areas, to establish good hygiene, including hand washing, and to provide advice on food handling. Those who have been infected should be isolated for up to 48 hours¹ after their symptoms have ceased.

¹ A 48 hour exclusion period is advised in current clinical guidance; however, preference may be to practice a 72 hour exclusion period.

How is norovirus treated?

There is no specific treatment for norovirus apart from letting the illness run its course. It is important to drink plenty of fluids to prevent dehydration.

If I'm suffering from norovirus, how can I prevent others from becoming infected?

Good hygiene is important in preventing others from becoming infected – this includes thorough hand washing before and after contact. Food preparation should also be avoided until 48 hours² after the symptoms have subsided.

Who is at risk of getting norovirus?

There is no one specific group who are at risk of contracting norovirus – it affects people of all ages. The very young and elderly should take extra care if infected, as dehydration is more common in these age groups.

Outbreaks of norovirus are reported frequently in semi-closed institutions such as hospitals, schools, residential and nursing homes and hotels. Anywhere that large numbers of people congregate for periods of several days provides an ideal environment for the spread of the disease. Healthcare settings tend to be particularly affected by outbreaks of norovirus. A recent study done by the Agency shows that outbreaks are shortened when control measures at healthcare settings are implemented quickly, such as closing wards to new admissions within 4 days of the beginning of the outbreak and implementing strict hygiene measures.

How common is Norovirus?

Norovirus is not a notifiable disease so reporting is done on a voluntary basis. The Health Protection Agency only receives reports of outbreaks and we see anywhere between 130 and 250 outbreaks each year. It is estimated that Norovirus affects between 600,000 and a million people in the UK each year.

Are there any long-term effects?

No, there are no long-term effects from Norovirus.

What can be done to prevent infection?

It is impossible to prevent infection; however, taking good hygiene measures (such as frequent hand washing) around someone who is infected is important. Certain measures can be taken in the event of an outbreak, including the implementation of basic hygiene and food handling measures and prompt disinfection of contaminated areas, and the isolation of those infected for 48 hours² after their symptoms have ceased.

² A 48 hour exclusion period is advised in current clinical guidance; however, preference may be to practice a 72 hour exclusion period.

Norovirus guidance for care homes

Norovirus also known as the winter vomiting disease is mainly found in the community. It causes diarrhoea and vomiting. Norovirus is a relatively mild illness. The elderly population are one of the most vulnerable, along with health care workers.

What is the norovirus?

Noroviruses are a group of viruses that cause stomach bugs. The incubation period is between 12-48 hours, with the illness lasting between 1-3 days.

What are the signs and symptoms?

Signs and symptoms include vomiting, diarrhoea, nausea, headache, pyrexia, myalgia (muscle pain), and abdominal pain.

How is the norovirus treated?

There is no specific treatment for the norovirus apart from letting it run its course and drinking plenty of fluids.

How is it spread?

The virus is easily transmitted from one person to another. It can be transmitted by contact with another infected person, or by eating contaminated food or water.

How can these outbreaks be stopped?

Outbreaks can be difficult to control and long-lasting because norovirus is easily transmitted from one person to another and the virus can survive in the environment. The most effective way to respond to an outbreak is to disinfect contaminated areas, to institute good hygiene measures including hand washing and to provide advice on food handling. Those affected should not handle any food until 48 hours³ after their last symptom.

Are there any long-term effects?

No, there are no long-term effects from norovirus; however the elderly population are at risk from dehydration.

³ A 48 hour exclusion period is advised in current clinical guidance; however, preference may be to practice a 72 hour exclusion period.

How should residents with norovirus be cared for?

Those who have been infected should be isolated for up to 48 hours⁴ after their symptoms have ceased. Residents should be encouraged or helped to drink plenty of fluids to prevent dehydration.

Stool samples need to be obtained from residents or staff with the illness.

Gloves and aprons should be worn when dealing with any bodily fluids and a good hand washing technique should be used when dealing with patients or contaminated areas.

Laundry and cleaning

Water-soluble bags should be used for infected laundry and these items should be washed separate to other items, at the hottest temperature possible for the materials.

Frequent cleaning of touch points with a hypochlorite solution (1000 ppm) should be undertaken.

What if staff are infected?

All infected staff should be excluded from work immediately, until 48 hours after their last symptom.

They should be encouraged to use good hand washing technique and drink plenty of fluids.

Who do we tell?

Posters should be placed around the home warning people of the outbreak to encourage hand washing and to reduce unnecessary visits.

When two or more cases of diarrhoea have been confirmed then it is important to contact the Health Protection Agency.

If a patient is admitted to hospital, the hospital should be informed of an outbreak of diarrhoea and vomiting within the home.

⁴ A 48 hour exclusion period is advised in current clinical guidance; however, preference may be to practice a 72 hour exclusion period.

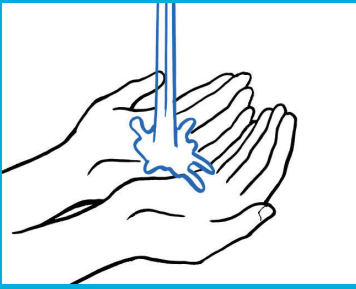
Action to be taken during an increase of diarrhoea and/or vomiting in a care home

1. The most common cause of gastrointestinal infection in care homes is Norovirus, also known as winter vomiting disease. It is transmitted from person to person via airborne route and faecal oral route and contaminated environment. Cases of diarrhoea and vomiting are regarded as infectious (until 48 hours after the symptoms cease).
2. If there are two or more symptomatic residents in a short period of time, notify Environmental Health Services, Health Protection Unit and Care Standards Commission.
3. Their general practitioner should see residents. Persons affected are nursed in their own rooms. If there is shared accommodation in your home, seek advice from the Health Protection Unit about grouping.
4. Hand washing is the single most important measure in preventing further infection. Carers must wash their hands after handling resident's, blood, body fluids, secretions, excretions, their bedding, clothing or equipment.
5. Remind staff and visitors to wash their hands before leaving the room.
6. Provide facilities for residents to wash their hands after using the toilet and before eating.
7. Carers should wear gloves and disposable plastic aprons to toilet or clean up residents who have soiled themselves, when disposing of excreta, or when handling soiled linen and clothes: wash hands after removing gloves.
8. Stool samples must be obtained from a resident with diarrhoea.
9. Restrict staff movements between floors and wings. Advise that they do not work in other homes during an outbreak.
10. If staff members become symptomatic they must be sent off duty and specimens should be obtained. They do not return to work until they have been without symptoms for 48 hours⁵.
11. Stop all bowel medicines (e.g. laxatives and anti-diarrhoeal drugs), unless instructed NOT to do so by GP.
12. Ensure infected person(s) have separate toilet facilities e.g. toilet or commode with access to hand washing facilities.
13. Dispose of excreta into the toilet or bedpan washer: process commode pots in a bedpan washer. Where this facility is not available, care must be taken when cleaning commode pots. Carry out this process in a designated area with a deep sink using detergent and hot water then dry with disposable

⁵ A 48 hour exclusion period is advised in current clinical guidance; however, preference may be to practice a 72 hour exclusion period.

towels and wipe over with hypochlorite. See point 7. Staff must wear appropriate protective clothing for this.

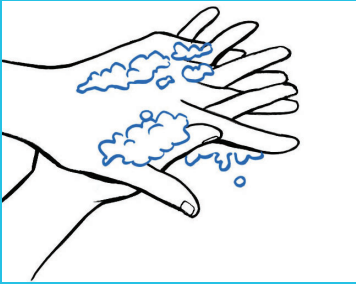
14. Clean and dry commode chairs. The seat, back, arms and frame need attention.
15. Place linen contaminated with faeces or vomit in a water-soluble bag and transport to the laundry (without delay). Do not manually sluice or hand wash linen (programme the washing machine to the pre-wash/sluice cycle). Follow this by a hot wash.
16. Deal with spillages immediately. A high standard of cleaning is essential, particularly in toilet and bathroom area.
17. Regularly clean (at least 3 times per day) "touch" points such as toilet flush and door handles, grab-rails and taps at washbasins with warm soapy water and then Hypochlorite (e.g. bleach, 1:1000, Milton, Chlor Cleanse, Titan etc). Clean carpets and soft furnishings with hot water.
18. Serve hot cooked food during outbreaks. Remove exposed food from communal areas, e.g. fruit.
19. Arrangements should be in place to deep clean the environment once outbreak has been declared over. This declaration must be agreed between the home owner/manager and Health Protection Unit.
20. Admissions and transfers should be stopped (following liaison with Health Protection Nurse) until no symptoms in staff / residents for 48 hours.
21. Resident movement should be avoided unless medically urgent. If transferring to another area or hospital please inform them of the outbreak even if the resident is symptom free so that they can take the necessary precautions.



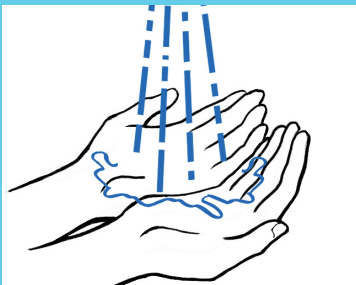
Wet



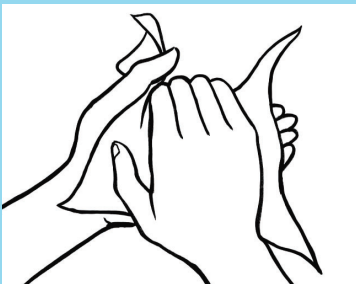
Soap



Wash



Rinse



Dry

Stop germs spreading.
The power is in your hands.

Have you washed your germs away? Wash your hands.

Contact details

If you need further information or advice on Norovirus, contact your local Health Protection Unit:

West Midlands East Health Protection Unit

Birmingham and Solihull area:

Bartholomew House
142 Hagley Road
Birmingham
B16 9PA

Tel: 0121 224 4670 / 4685

Email: bandsHPU@hpa.org.uk

Coventry and Warwickshire area:

Westgate House
Market Street
Warwick
CV34 4DE

Tel: 01926 493491 ext 234

Email: canwhpu@hpa.org.uk

West Midlands North Health Protection Unit

The West Midlands North unit covers Shropshire and Staffordshire.

Stafford area:

HPA West Midlands North
Crooked Bridge Road
Stafford
ST16 3NE

Tel: 01785 221158 / 01785 221126

Shropshire area:

William Farr house
Mytton Oak Road
Shrewsbury
Shropshire
SY3 8XL

Tel: 01743 261353

Email for both units: hpawmn@hpa.org.uk

West Midlands West Health Protection Unit

Local health protection units lead the Agency response to all health related incidents. The West Midlands West unit covers Herefordshire, Worcestershire and the Black Country. If you need any information on health protection or are concerned by a health related problem in your area, contact:

Elgar House
Green Street
Kidderminster
DY10 1JF

Telephone: 01562 756 300

Email: WestMidlandswest@hpa.org.uk

More information can also be found on the Health Protection Agency website:

www.hpa.org.uk

Appendix 1

Checklist of Actions to be taken in a Single Case of Diarrhoea and Vomiting

1. Isolate patient in a single room
2. Is the patient sharing with another provide toilet facilities (commode)
3. Provide liquid hand wash / paper towels / fresh towels daily
4. Provide alcohol hand gel for staff
5. Staff to encourage patient to wash hands after
 - going to toilet
 - before eating / drinking
6. Advise staff of need to increase their hand washing
7. Record date and time of first symptoms; keep a stool chart
8. Inform the GP
9. Stop all laxatives / anti-diarrhoeal drugs
10. Get a stool specimen
11. Increase cleaning of the toilet / commode (cleaned after each use using soap and disinfected with a bleach solution 1000 ppm)
12. Place soiled linen in a red alginate bag and wash in a washing machine
13. Clean patient room every day; wipe down wipe able surfaces especially door knobs, toilet handles with soap and disinfect with a bleach solution 1000 ppm
14. Place all clinical waste such as incontinent pads, gloves aprons, hand towels in yellow bags
15. Patient is considered clear after 48 hours symptoms free
16. Deep clean patients bedroom, cleaning all carpets, mattresses both sides, bed frames, curtains etc. (steam cleaning is advised or clean with bleach solution 1000ppm)

Appendix 2

Checklist of Actions to be taken in two or more Cases of Diarrhoea and Vomiting

1. Isolate patients in single room where possible
2. Cohort nurse those in shared rooms
3. Provide toilet facilities where possible use one commode per patient for those individuals who do not have their own toilet facilities.
4. Provide liquid hand wash / paper towels / fresh towels daily
5. Provide alcohol hand gel for staff
6. Encourage patients to wash hands after
 - going to toilet
 - before eating / drinking
7. Keep a record of all symptomatic patients (see Appendix 3)
8. Inform the following:
 - the GP
 - the Infection Control Nurse for PCT
 - Health Protection Agency
 - Registration Team
 - Environmental Health Service
9. Stop all laxatives / anti-diarrhoeal drugs
10. Get a stool specimen from all symptomatic patients / staff
11. Increase cleaning of the toilet / commode (cleaned after each use using soap and disinfected with a bleach solution 1000 ppm)
12. Increase cleaning of environment pay attention to Touch points e.g. toilet flush, door handles with soap and disinfect with a bleach
13. Place soiled linen in a red alginate bag and wash in a washing machine
14. Clean residents room every day; wipe down wipe able surfaces especially door knobs, toilet handles with soap and disinfect with a bleach solution 1000 ppm.
15. Place all clinical waste such as incontinent pads, gloves aprons, hand towels in yellow bags
16. Once all residents have stopped having symptoms for 48 hours inform the HPU and once the HPU have advised that the outbreak is over; then deep clean the entire home.

Health Protection Agency - West Midlands

6th Floor
5 St. Philips Place
Birmingham
B3 2PW

Tel: 0121 352 5310
Fax: 0121 352 5262
www.hpa.org.uk